



Alternate Fuel Infrastructure Panel  
Governor's Transportation Conf

**Alleyn Harned**

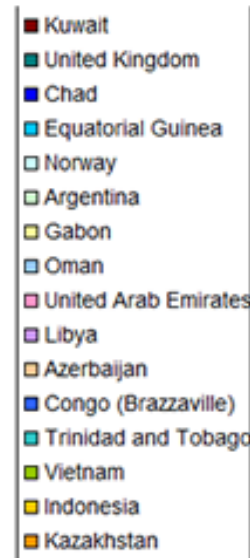
Virginia Clean Cities

December, 2011

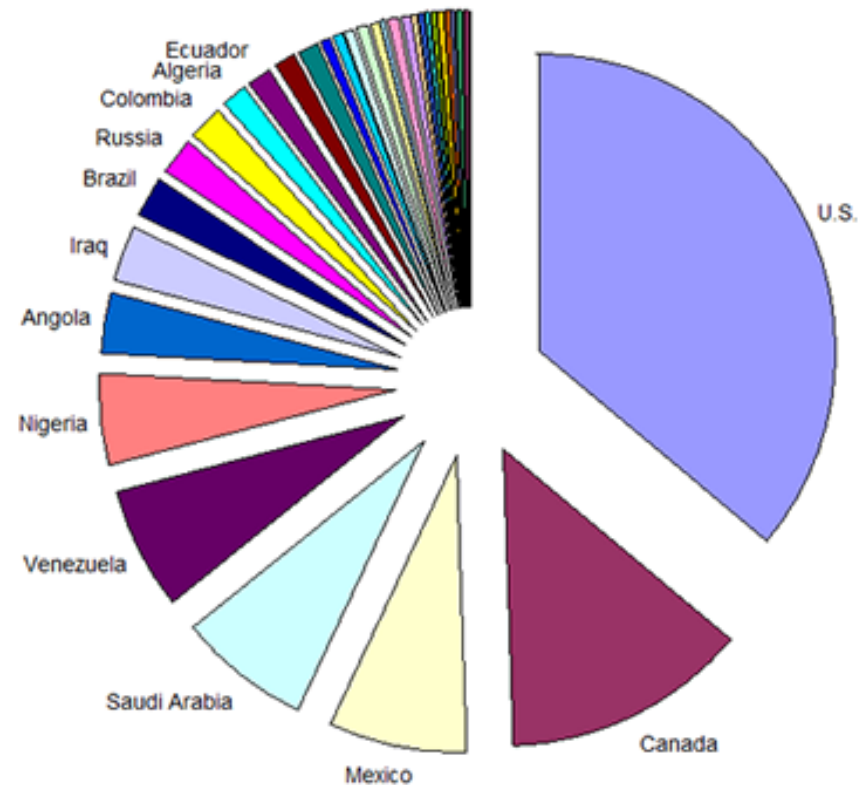
Nearly \$1 million  
exported (every minute)

And \$40 billion a month  
imported oil

2009 US used 3,000 x  
more oil from Libya than  
from Virginia



**United States  
Crude Oil  
Feb-Jul 2009  
(Source: EIA)**



Environmental implications, and lower emission domestic options

## Mission

To advance the energy, economic, and environmental security of the United States by supporting local decisions to reduce petroleum use in transportation.

## Goal

Reduce petroleum use by 2.5 billion gallons per year

- Replacement
- Reduction
- Elimination



## Accomplishments

- Saved nearly 3 billion gallons of petroleum since 1993
- Put more than 775,000 alternative fuel vehicles (AFVs) on the road
- Installed more than 6,600 alternative fueling stations

## Established National Network of Coalitions

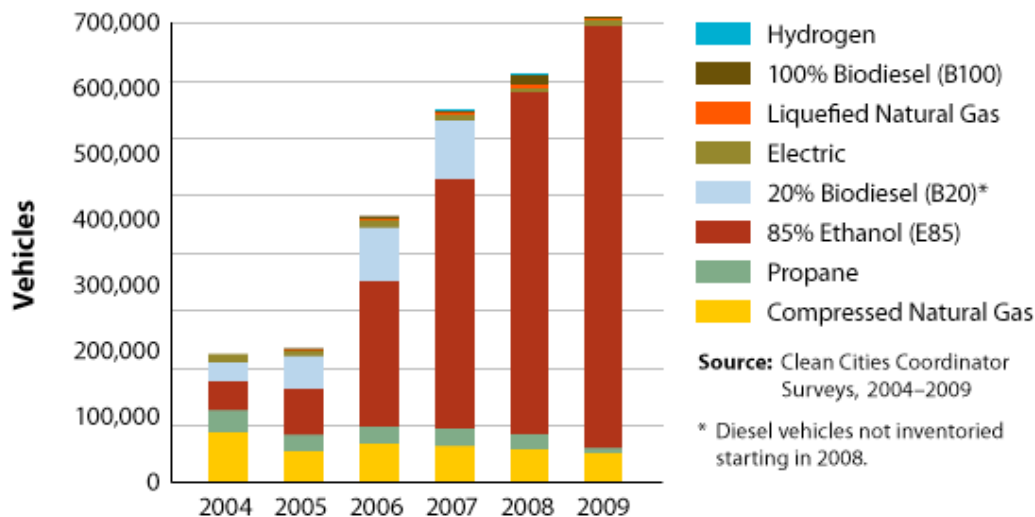
- ~90 coalitions & partnerships



## Displaced 3 Billion Gallons of Petroleum

- Nearly 3 billion GGE displaced by coalitions since 1993
- 15 million GGE in 1994, 412 million GGE last year
- 700,000 new Alternate Fuel Vehicles on the road
- Nearly 7000 alternative fueling stations (CC helped build >70% of them)
- On Track to displace 2.5 billion gallons annually by 2020

**Clean Cities Alternative Fuel Vehicle Inventory**



Propane Vehicle Conversions

One designated statewide Coalition in Virginia - since 1996

501c3 not-for-profit & James Madison University partnership

Supported by stakeholder members, DOE, DMME, and grants

Managing 6 alt fuel deployment and education programs on behalf of Governments, fleets, and other stakeholders totaling ~ \$21M Tot/\$10M Fed

## Strategies:

- Partner with States & Local Organizations, Public and Private fleets
- Provide Outreach, Education, & Information Resources
- Facilitate Infrastructure Development
- Provide Technical & Financial Assistance

## Platinum Level Sponsors & Strategic Partners



## Technology Portfolio:

- Alternative (non-petroleum) Fuels & Vehicles
  - Biodiesel, Ethanol, Hydrogen, Electric, Propane, Natural Gas
- Advanced Vehicles (e.g., HEVs, PHEVs)
- Vehicles and Driver Choices that Increase Fuel Economy
- Idle Reduction

## 2010 Coalition Activity

7 million gasoline gallon displacement

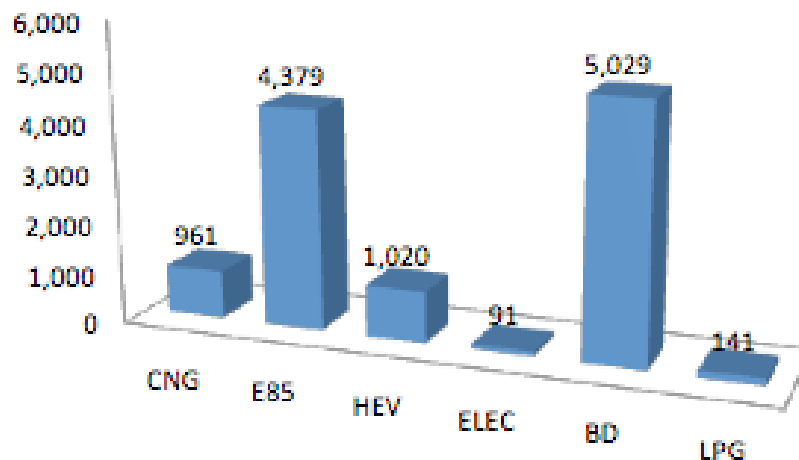
40,000 tons of GHG reduction

## Virginia's Growing Alt Fuel Fleets

80 fleets with Alt Fuel Vehicles

11,500 Alt Fuel Fleet Vehicles

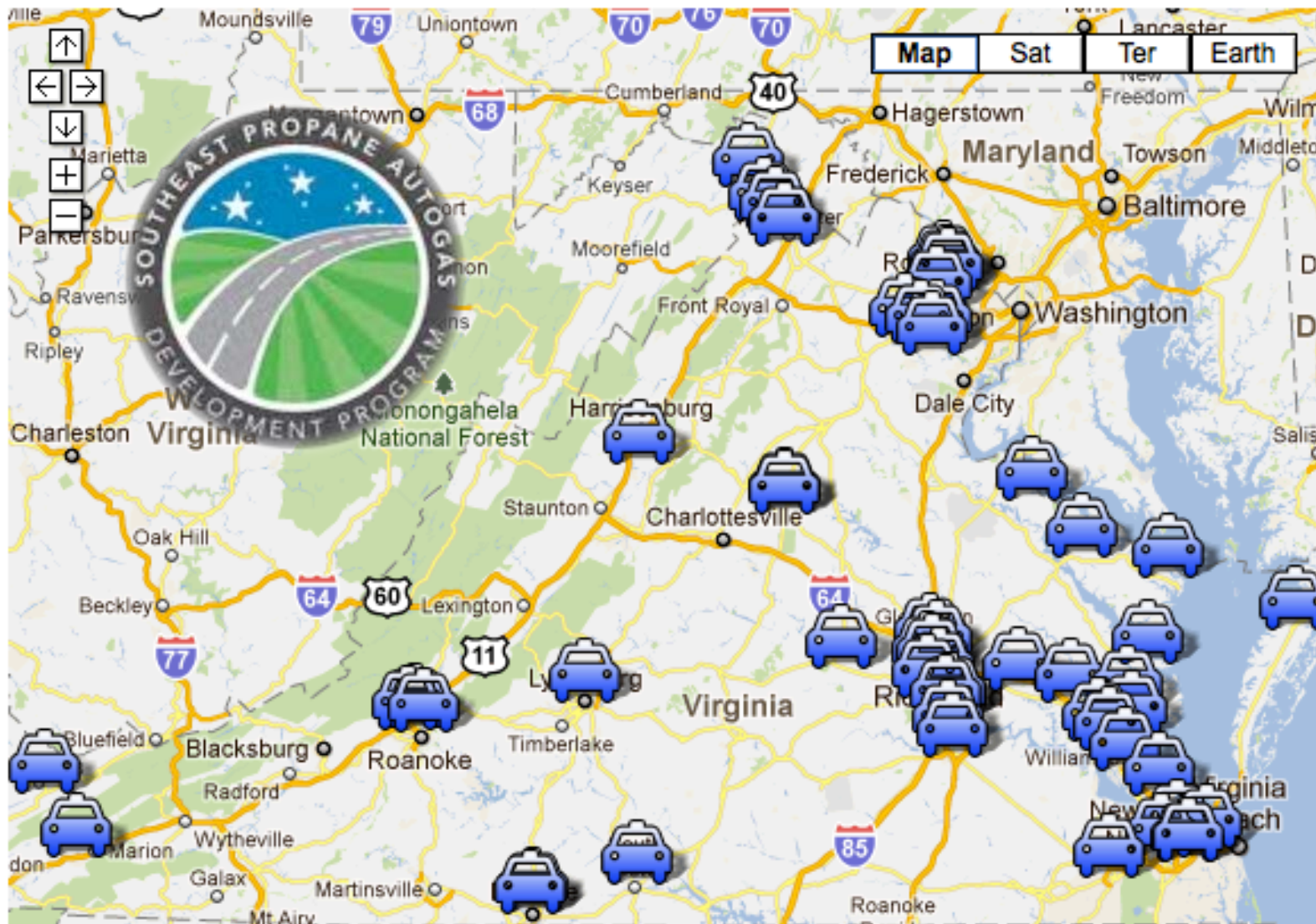
## Virginia Alt Fuel Fleet Vehicles - 2010



# Alternate Fuel Stations – 175 in VA



# Propane Stations – 66 Autogas Capable





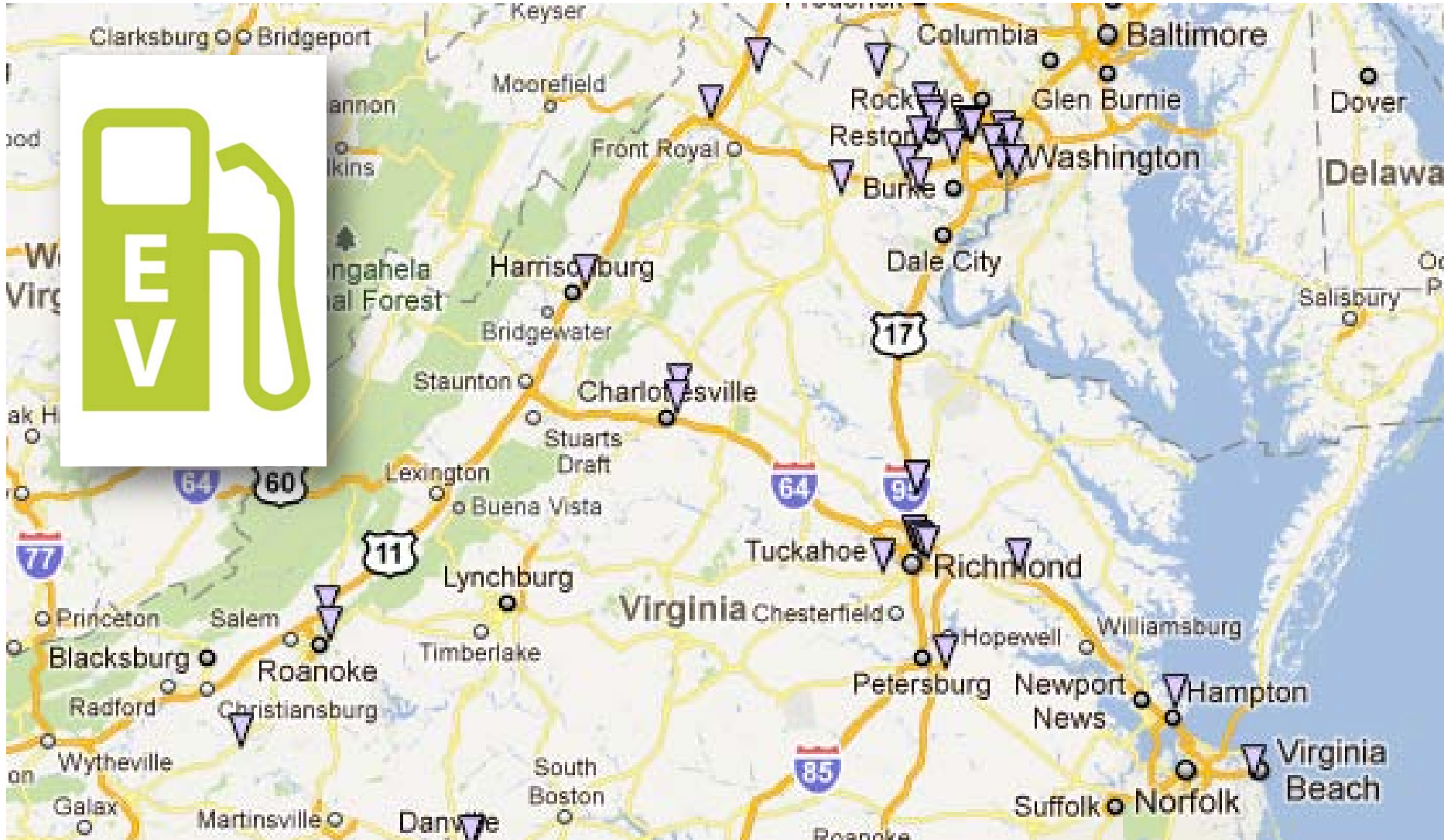
# Ethanol E85 - 14 Stations



# Compressed Natural Gas - 11 stations



# Electric - 40 stations



<http://www.afdc.energy.gov/stations>

Join, learn, and take action– Virginia Clean Cities can help

Alleyn Harned

Executive Director

(804) 539-9425 (540) 568-8896

[aharned@vacleancities.org](mailto:aharned@vacleancities.org)

[www.vacleancities.org](http://www.vacleancities.org)

